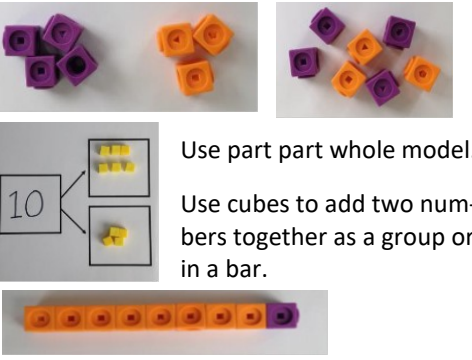
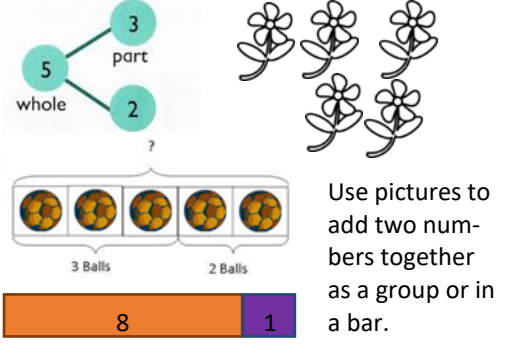
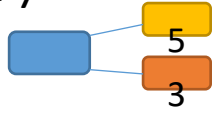

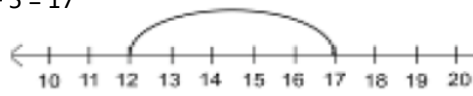
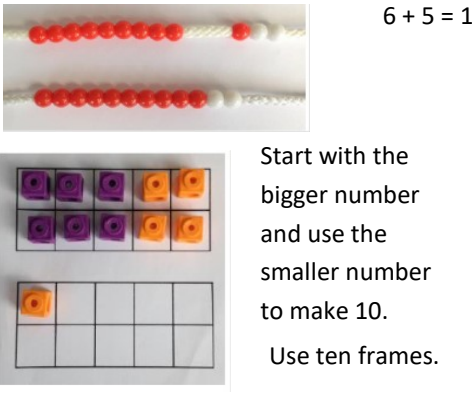
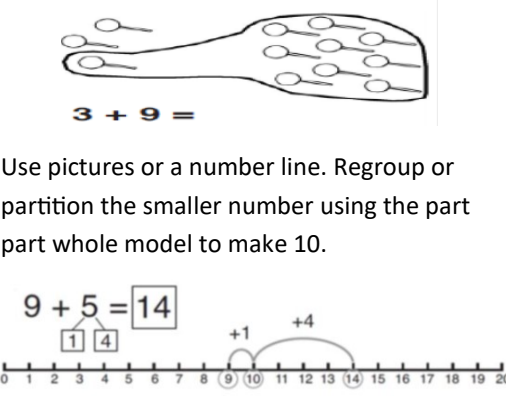

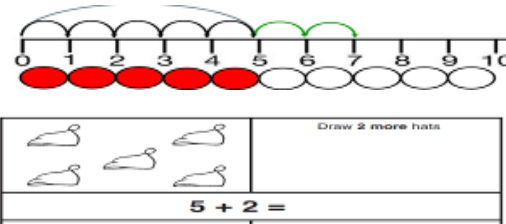





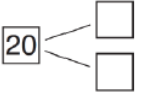
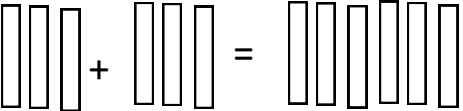
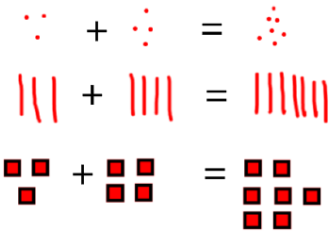





This policy has been largely adapted from the White Rose Maths Hub Calculation Policy with further material added. It is a working document and will be revised and amended as necessary.

Y1 ADDITION +

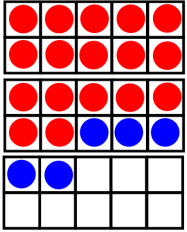
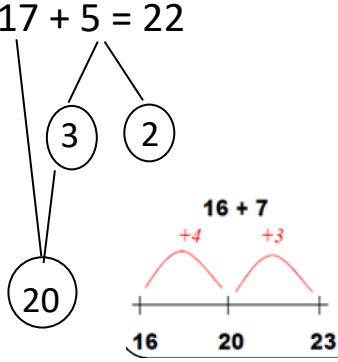
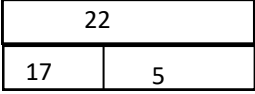

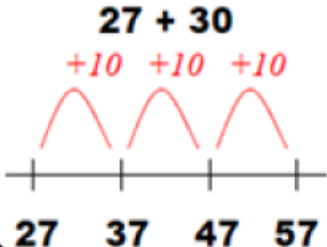

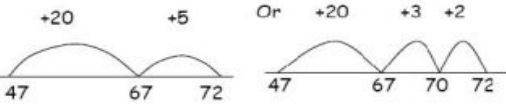
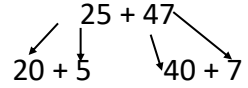

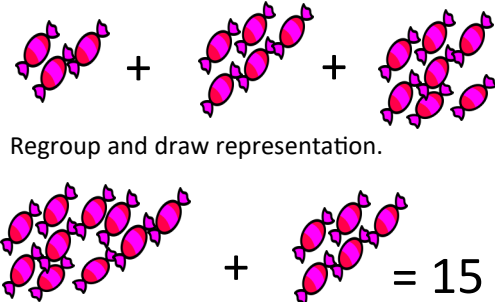
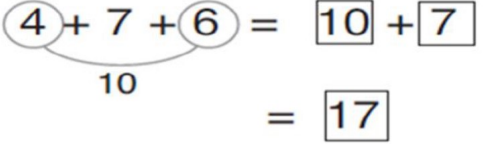
Objective & Strategy	Concrete	Pictorial	Abstract
Combining two parts to make a whole: part- whole model	 <p>Use part part whole model. Use cubes to add two numbers together as a group or in a bar.</p>	 <p>Use pictures to add two numbers together as a group or in a bar.</p>	$4 + 3 = 7$  $10 = 6 + 4$ Use the part-part whole diagram as shown above to move into the abstract.
Starting at the bigger number and counting on	 <p>Start with the larger number on the bead string and then count on to the smaller number 1 by 1 to find the answer.</p>	$12 + 5 = 17$  <p>Start at the larger number on the number line and count on in ones or in one jump to find the answer.</p>	$5 + 12 = 17$ Place the larger number in your head and count on the smaller number to find your answer.
Regrouping to make 10. <i>This is an essential skill for column addition later.</i>	 <p>$6 + 5 = 11$</p> <p>Start with the bigger number and use the smaller number to make 10. Use ten frames.</p>	 <p>$3 + 9 =$</p> <p>Use pictures or a number line. Regroup or partition the smaller number using the part part whole model to make 10.</p> <p>$9 + 5 = 14$</p>	$7 + 4 = 11$ If I am at seven, how many more do I need to make 10. How many more do I add on now?
Represent & use number bonds and related subtraction facts within 20	 <p>2 more than 5.</p>	 <p>Draw 2 more hats</p> <p>$5 + 2 =$</p>	Emphasis should be on the language '1 more than 5 is equal to 6.' '2 more than 5 is 7.' '8 is 3 more than 5.'

Y2 ADDITION +

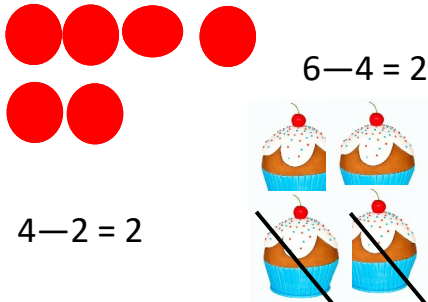
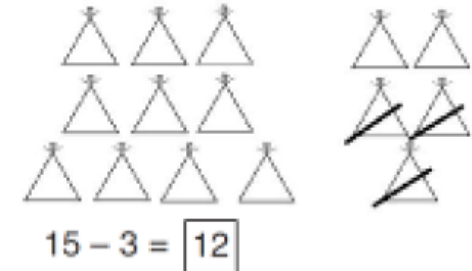
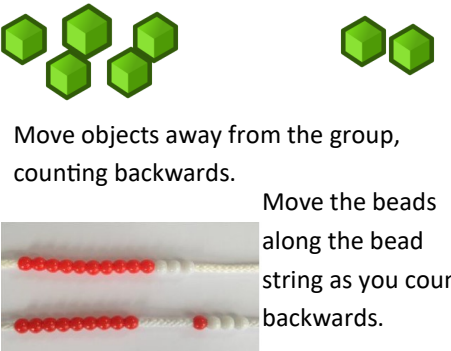
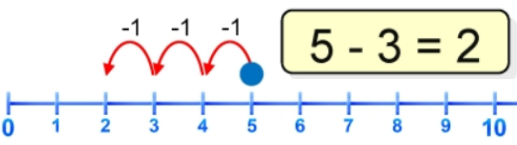
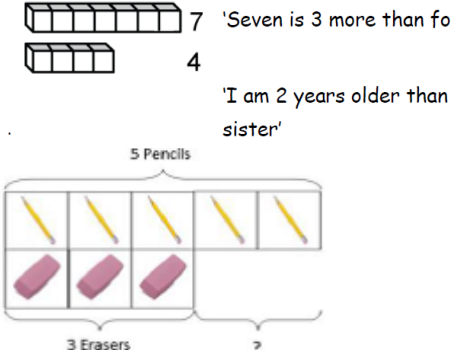
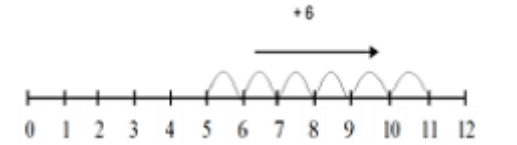
Objective & Strategy	Concrete	Pictorial	Abstract
Adding multiples of ten	$50 = 30 + 20$  Model using dienes and bead strings	 $3 \text{ tens} + 5 \text{ tens} = \text{---} \text{ tens}$ $30 + 50 = \text{---}$ Use representations for base ten.	$20 + 30 = 50$ $70 = 50 + 20$ $40 + \square = 60$
Use known number facts <i>Part part whole</i>	 Children explore ways of making numbers within 20	 $\square + \square = 20$ $20 - \square = \square$ $\square + \square = 20$ $20 - \square = \square$	$\square + 1 = 16$ $16 - 1 = \square$ $1 + \square = 16$ $16 - \square = 1$
Using known facts	$\square\square + \square\square = \square\square\square\square$ 	 Children draw representations of H, T and O	$3 + 4 = 7$ <i>leads to</i> $30 + 40 = 70$ <i>leads to</i> $300 + 400 = 700$
Bar model	 $3 + 4 = 7$	 $7 + 3 = 10$	 $23 + 25 = 48$

Y2

ADDITION +

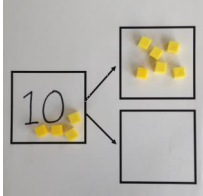
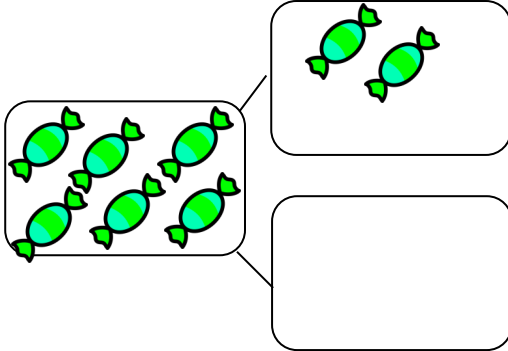
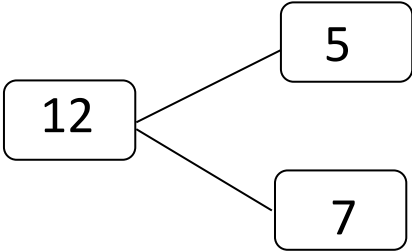

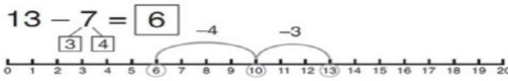



Objective & Strategy	Concrete	Pictorial	Abstract
Add a two digit number and ones	 <p> $17 + 5 = 22$ Use ten frame to make 'magic ten' </p> <p>Children explore the pattern.</p> <p> $17 + 5 = 22$ $27 + 5 = 32$ </p>	<p>Use part part whole and number line to model.</p>  <p> $17 + 5 = 22$ $16 + 7$ </p>	<p> $17 + 5 = 22$ Explore related facts $17 + 5 = 22$ $5 + 17 = 22$ $22 - 17 = 5$ $22 - 5 = 17$ </p> 
Add a 2 digit number and tens	 <p> $25 + 10 = 35$ Explore that the ones digit does not change </p>	 <p> $27 + 30$ $+10 +10 +10$ $27 \quad 37 \quad 47 \quad 57$ </p>	<p> $27 + 10 = 37$ $27 + 20 = 47$ $27 + \square = 57$ </p>
Add two 2-digit numbers	 <p>Model using dienes, place value counters and Numicon</p>	 <p>Use number line and bridge ten using part whole if necessary.</p>	 <p> $25 + 47$ $20 + 40 = 60$ $5 + 7 = 12$ $60 + 12 = 72$ </p>
Add three 1-digit numbers	 <p>Combine to make 10 first if possible, or bridge 10 then add third digit</p>	 <p>Regroup and draw representation.</p> <p> $4 + 7 + 6 = 15$ </p>	 <p>Combine the two numbers that make/bridge ten then add on the third.</p>

Y1 SUBTRACTION -


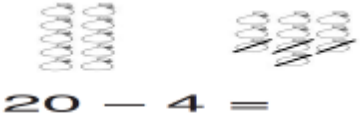

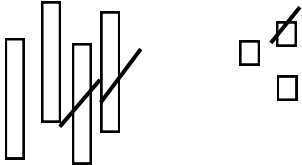
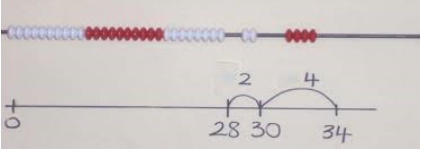
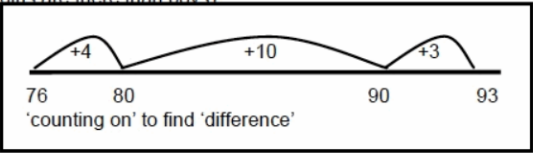
Objective & Strategy	Concrete	Pictorial	Abstract
Taking away ones.	<p>Use physical objects, counters, cubes etc to show how objects can be taken away.</p>  <p>$6 - 4 = 2$</p> <p>$4 - 2 = 2$</p>	 <p>$15 - 3 = 12$</p> <p>Cross out drawn objects to show what has been taken away.</p>	<p>$7 - 4 = 3$</p> <p>$16 - 9 = 7$</p>
Counting back	 <p>Move objects away from the group, counting backwards.</p> <p>Move the beads along the bead string as you count backwards.</p>	 <p>$5 - 3 = 2$</p> <p>Count back in ones using a number line.</p>	<p>Put 13 in your head, count back 4. What number are you at?</p>
Find the Difference	<p>Compare objects and amounts</p>  <p>'Seven is 3 more than four'</p> <p>'I am 2 years older than my sister'</p> <p>5 Pencils</p> <p>3 Erasers</p> <p>?</p> <p>Lay objects to represent bar model.</p>	<p>Count on using a number line to find the difference.</p>  <p>$5 + 6 = 11$</p>	<p>Hannah has 12 sweets and her sister has 5. How many more does Hannah have than her sister.?</p>

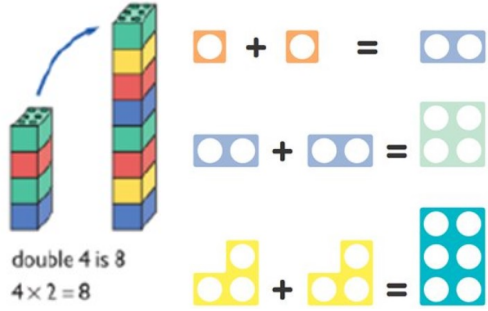

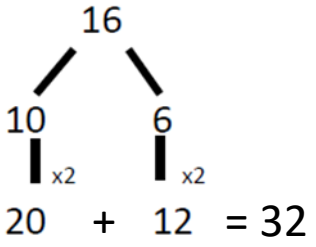

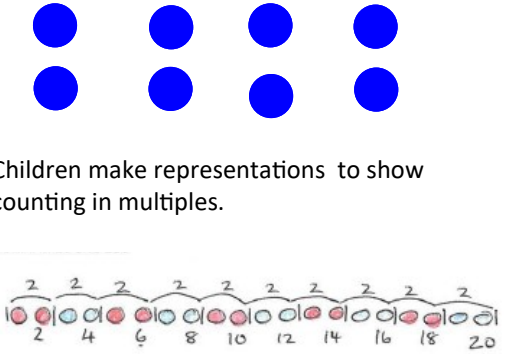
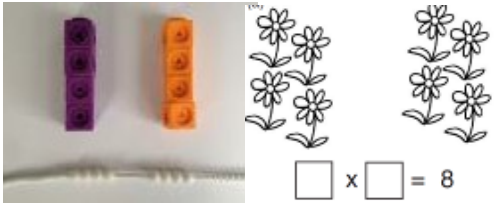

Y1


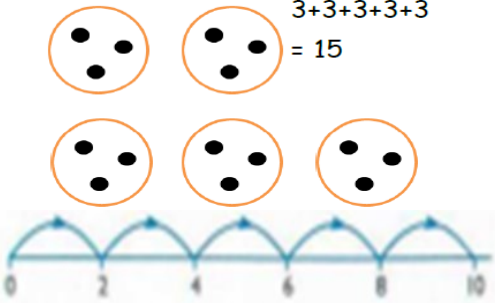



SUBTRACTION -

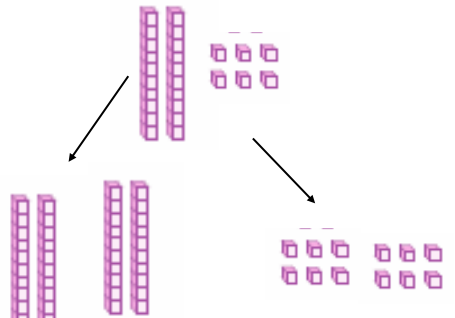
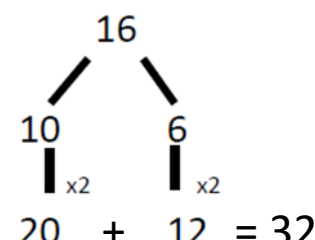

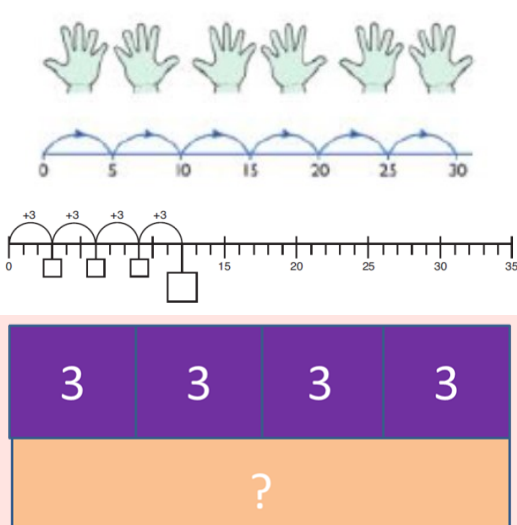
Objective & Strategy	Concrete	Pictorial	Abstract
<p>Represent and use number bonds and related subtraction facts within 20</p> <p>Part Part Whole model</p>	 <p>Link to addition. Use PPW model to model the inverse.</p> <p>If 10 is the whole and 6 is one of the parts, what is the other part?</p> $10 - 6 = 4$	 <p>Use pictorial representations to show the part.</p>	<p>Move to using numbers within the part whole model.</p> 
<p>Make 10</p>	<p>14 - 9</p>  <p>Make 14 on the ten frame. Take 4 away to make ten, then take one more away so that you have taken 5.</p>	<p>13 - 7</p>  <p>Jump back 3 first, then another 4. Use ten as the stopping point.</p>	<p>16 - 8</p> <p>How many do we take off first to get to 10? How many left to take off?</p>
<p>Bar model</p>	 $5 - 2 = 3$		 $10 = 8 + 2$ $10 = 2 + 8$ $10 - 2 = 8$ $10 - 8 = 2$



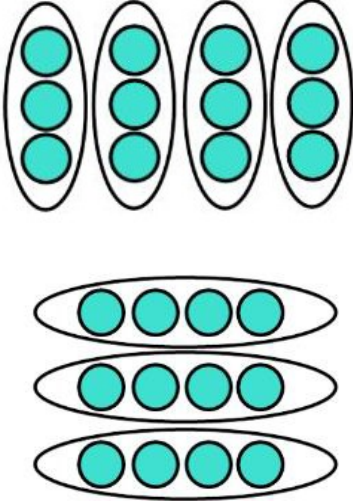


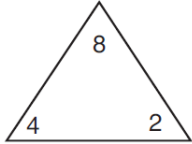
Y2 SUBTRACTION -


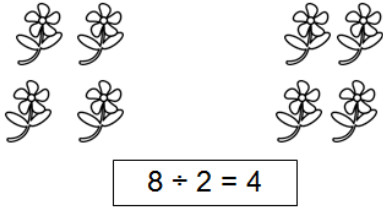
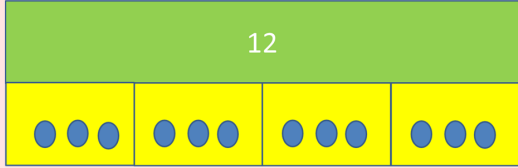


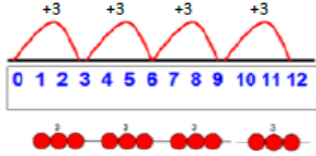
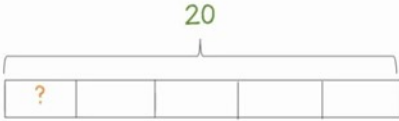
Objective & Strategy	Concrete	Pictorial	Abstract
Regroup a ten into ten ones	 <p>Use a PV chart to show how to change a ten into ten ones, use the term 'take and make'</p>		$20 - 4 = 16$
Partitioning to subtract without regrouping. <i>'Friendly numbers'</i>	$34 - 13 = 21$  <p>Use Dienes to show how to partition the number when subtracting without regrouping.</p>	Children draw representations of Dienes and cross off.  $43 - 21 = 22$	$43 - 21 = 22$
Make ten strategy <i>Progression should be crossing one ten, crossing more than one ten, crossing the hundreds.</i>	 $34 - 28$ <p>Use a bead bar or bead strings to model counting to next ten and the rest.</p>	 <p>Use a number line to count on to next ten and then the rest.</p>	$93 - 76 = 17$

Objective & Strategy	Concrete	Pictorial	Abstract
<p>Doubling</p>	<p>Use practical activities using manipulatives including cubes and Numicon to demonstrate doubling</p>  <p>double 4 is 8 $4 \times 2 = 8$</p>	<p>Draw pictures to show how to double numbers</p> <p>Double 4 is 8</p> 	<p>Partition a number and then double each part before recombining it back together.</p>  <p>16 10 6 \downarrow $\times 2$ \downarrow $\times 2$ 20 $+$ 12 $=$ 32</p>
<p>Counting in multiples</p>	<p>Count the groups as children are skip counting, children may use their fingers as they are skip counting.</p> 	<p>Children make representations to show counting in multiples.</p> 	<p>Count in multiples of a number aloud.</p> <p>Write sequences with multiples of numbers.</p> <p>2, 4, 6, 8, 10</p> <p>5, 10, 15, 20, 25, 30</p>
<p>Making equal groups and counting the total</p>	 <p>$\square \times \square = 8$</p> <p>Use manipulatives to create equal groups.</p>	<p>Draw  to show $2 \times 3 = 6$</p> <p>Draw and make representations</p>	<p>$2 \times 4 = 8$</p>

Objective & Strategy	Concrete	Pictorial	Abstract
Repeated addition	 <p>Use different objects to add equal groups</p>	<p>Use pictorial including number lines to solve prob</p> <p>There are 3 sweets in one bag. How many sweets are in 5 bags altogether?</p> 	<p>Write addition sentences to describe objects and pictures.</p> 
Understanding arrays	<p>Use objects laid out in arrays to find the answers to 2 lots 5, 3 lots of 2 etc.</p> 	<p>Draw representations of arrays to show understanding</p> 	$3 \times 2 = 6$ $2 \times 5 = 10$

Objective & Strategy	Concrete	Pictorial	Abstract
<p>Doubling</p>	<p>Model doubling using dienes and PV counters.</p>  <p>$40 + 12 = 52$</p>	<p>Draw pictures and representations to show how to double numbers</p>	<p>Partition a number and then double each part before recombining it back together.</p>  <p>$20 + 12 = 32$</p>
<p>Counting in multiples of 2, 3, 4, 5, 10 from 0 (repeated addition)</p>	<p>Count the groups as children are skip counting, children may use their fingers as they are skip counting. Use bar models.</p>  <p>$5 + 5 + 5 + 5 + 5 + 5 + 5 + 5 = 40$</p> <p>?</p>	<p>Number lines, counting sticks and bar models should be used to show representation of counting in multiples.</p>  <p>?</p>	<p>Count in multiples of a number aloud.</p> <p>Write sequences with multiples of numbers.</p> <p>0, 2, 4, 6, 8, 10</p> <p>0, 3, 6, 9, 12, 15</p> <p>0, 5, 10, 15, 20, 25, 30</p> <p>$4 \times 3 = \square$</p>

Objective & Strategy	Concrete	Pictorial	Abstract
<p>Multiplication is commutative</p>	<p>Create arrays using counters and cubes and Numicon.</p>  <p>Pupils should understand that an array can represent different equations and that, as multiplication is commutative, the order of the multiplication does not affect the answer.</p> 	<p>Use representations of arrays to show different calculations and explore commutativity.</p> 	<p>$12 = 3 \times 4$</p> <p>$12 = 4 \times 3$</p> <p>Use an array to write multiplication sentences and reinforce repeated addition.</p>  <p>$5 + 5 + 5 = 15$</p> <p>$3 + 3 + 3 + 3 + 3 = 15$</p> <p>$5 \times 3 = 15$</p> <p>$3 \times 5 = 15$</p>
<p>Using the Inverse</p> <p><i>This should be taught alongside division, so pupils learn how they work alongside each other.</i></p>		 <p>$\square \times \square = \square$</p> <p>$\square \times \square = \square$</p> <p>$\square \div \square = \square$</p> <p>$\square \div \square = \square$</p>	<p>$2 \times 4 = 8$</p> <p>$4 \times 2 = 8$</p> <p>$8 \div 2 = 4$</p> <p>$8 \div 4 = 2$</p> <p>$8 = 2 \times 4$</p> <p>$8 = 4 \times 2$</p> <p>$2 = 8 \div 4$</p> <p>$4 = 8 \div 2$</p> <p>Show all 8 related fact family sentences.</p>

Objective & Strategy	Concrete	Pictorial	Abstract
<p>Division as sharing</p>	 <p>I have 10 cubes, can you share them equally in 2 groups?</p>	<p>Children use pictures or shapes to share quantities.</p>  <p>$8 \div 2 = 4$</p> <p>Children use bar modelling to show and support understanding.</p>  <p>$12 \div 4 = 3$</p>	<p>$12 \div 3 = 4$</p>
<p>Division as grouping</p>	<p>Divide quantities into equal groups. Use cubes, counters, objects or place value counters to aid understanding.</p>  	<p>Use number lines for grouping</p>  <p>$12 \div 3 = 4$</p> <p>Think of the bar as a whole. Split it into the number of groups you are dividing by and work out how many would be within each group.</p>  <p>$20 \div 5 = ?$ $5 \times ? = 20$</p>	<p>$28 \div 7 = 4$</p> <p>Divide 28 into 7 groups. How many are in each group?</p>