



Scawsby Saltersgate Infant School
Windsor Walk
Scawsby
Doncaster
DN5 8NQ

Headteacher: Mrs E Anderson
Telephone: 01302 784429
E-mail: admin@saltersgate-inf.doncaster.sch.uk

18 December 2024

Dear Parent/Carer

I am writing to inform you of an important update regarding our phonics and reading scheme as we continue to prioritise the literary development of our pupils. As you know, we have recently adopted the 'Little Wandle' phonics programme to enhance our children's reading skills and we are excited about the positive impact it is beginning to have on their learning journey. We firmly believe that having a diverse range of reading materials is crucial for developing a love of reading and improving literacy skills.

To support this initiative, we have made a significant investment of £12,000 in new books. However, we have encountered a challenge with the return of these books. In just four weeks over 100 reading books have not been returned when they have been sent home. This has impacted our ability to utilise all available resource and has resulted in some reading groups not being able to go ahead in school.

In light of this situation, we have taken the decision that, effective from January, children will no longer bring physical books home. Instead, we will exclusively use an e-book system to facilitate reading at home. This decision has not been made lightly, as we understand the value of sharing physical books with your child, but we believe it is necessary to ensure that all students have access to the materials they need for their learning in school.

We will continue to send home a sharing book, which is not part of our Little Wandle phonics scheme. This book is intended solely for pleasure reading. This book can be enjoyed as a family, helping to foster a love for literature in a relaxed and enjoyable manner.

To assist you and your child in accessing the e-book system, we have attached a comprehensive guide on how to navigate and utilise the website effectively. Your child's class teacher will provide log in details before Wednesday 8th January. Additionally, Mr Howse will be hosting several drop-in sessions in the hall both before and after school on the following dates: Thursday 9th January – 3:15-3:30, Friday 10th January 8:30- 8:45, Tuesday 14th January 8:30-8:45 and 3:15-3:30 and Thursday 16th January 3:15-3:30 to support any parents who may require assistance with this new system.

We appreciate your understanding and support regarding this matter. Your partnership is invaluable in ensuring our children receive the best educational experience possible, and we are committed to making effective reading resources available to all our students.

Thank you for your cooperation.

Yours sincerely

E Anderson

Mrs E Anderson
Headteacher



The Collins Hub Big Cat eBook Library User Guide for Parents

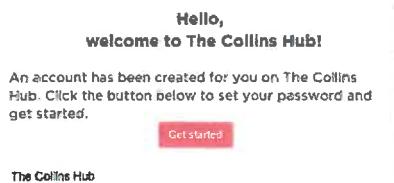
Welcome to the [Collins Hub](#). This guide will run through how to use the Big Cat eBook Library.

Contents

- Logging in 1
- Reading the eBooks 3
- The Collins Hub app 7
- Help and Support 7
 - Forgotten your password? 7
 - Setting a password 7
 - Technical Requirements 7
 - Privacy Policy, GDPR and Data Processing Agreement 8
 - Frequently Asked Questions (FAQs) 8
 - Contact 8

Logging in

If your child has been set up to access the Big Cat eBook Library with an email address you will receive an email into your child's inbox inviting them to log into the [Collins Hub](#). Click the orange Get started button.

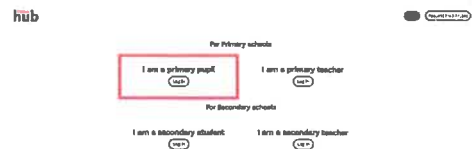


It will take you to a page where you will be prompted to your child a password. This password must contain upper- and lower-case characters, special characters, and a number. Once you have set the password, you can log into the [Collins Hub](#).



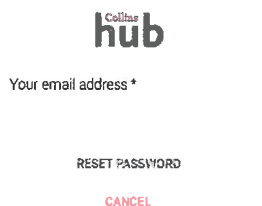
If your child has been provided with a login label containing a username and password, continue as follows.

From the log in page select I am a primary pupil.



When prompted, enter the user details, and press the **Log In** button:

If your child forgets their password, you can click the **Forgotten your password?** button. It will ask you to confirm the email address, then send an email containing a link to reset the password.



Please note: if you have been provided with a login label containing a username and password, you will not be able to reset your password via this method. Please contact your child's teacher.

Reading the eBooks

Once you have logged in you will see the **Library** screen, which contains the **Big Cat eBooks** assigned to your child by their teacher. To open a book, click on the cover.




This will display the cover page of the eBook and, on most screens, the **left panel** will open automatically. This is where you can play the accompanying audio (1), which is available for all Key Stage 1 titles. You can hide this panel by clicking the **small arrow** (2) at the bottom of the screen.



To show the **table of contents** for the eBook, click the **arrow** in the **top right corner**. This will provide you with the chapter titles and enable you to jump to specific parts of the book. Clicking the arrow again will hide it.





The **Library** button will take you back to the main library page.

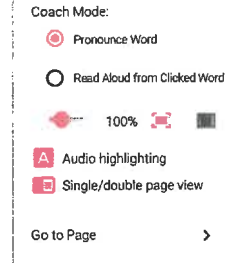


If you click the **three dots** in the **bottom right corner**, it will bring up the menu for **Coach Mode**.



Coach mode enables you to:

- Listen to the words.
- Change the size of the page (zoom in and out).
- Jump to/select a specific page.
- Change the layout of the book on screen.



If you click on the **three dots** next to the audio player, you will see the option to **change the playback speed** or **stop autoplay**.

